

Finncup 2016

Loppi and Karkkila Shooting Ranges

August 13th and 14th 2016

Match Director: Jere Hakanen 040 596 3552
Range Master: Riku Kalinen 0500 439 952

Stage Name	Range	Designer	Rounds
1: Kujanjuoksu	Loppi bay A (left)	Jere Hakanen	32
2: Hattori Hanzo Steel	Loppi bay B (center)	Petri Kinnunen	20
3: Ällä	Loppi bay C (right)	Tero Hokkanen	24
4: CLC-05	Loppi pistol range	IPSC	8
5: Hay dos baños en mi casa	Loppi 150m rifle	Toni Hirsimäki	21
6: Twelve in a Dozen	Loppi 100m rifle	Jere Hakanen	12
7: Easy does it 2016	Loppi elk range left	Jere Hakanen	9
8: Watch Out 2016	Loppi elk range right	Jere Hakanen	12
9: Nippa-nappa	Kovelo pistol left	Seppo Koponen	10
10: Viu-hah hah-taja	Kovelo pistol right	Seppo Koponen	7
11: Always shoot for the podium	Kovelo rimfire left	Heikki Asikainen	18
12: Kevytkyykä	Kovelo rimfire right	Hannu Uronen	11
13: What does Moar Boar want?	Kovelo running target	Janne Javarus	22
14: Work your magic	Kovelo 150m rifle	Timo Lemström	32
		Total Rounds	238



www.asejaosa.fi



Saturday August 13th:

0800–0845 registration for Squads 1–6 at Kovelu, Squads 9–14 at Loppi

1000–1030 registration for Squads 7 and 8 at Kovelu PF station

0900–1700 shooting

St	Squad 1	St	Squad 2	St	Squad 3	St	Squad 4	St	Squad 5
9	0900–0940	10	0900–0940	11	0900–0947	12	0900–0934	13	0900–0941
10	0940–1020	11	0947–1034	12	0947–1021	13	0941–1022	14	0954–1048
11	1034–1121	12	1034–1108	13	1022–1103	14	1048–1142	9	1048–1128
PF	LUNCH	PF	LUNCH	PF	LUNCH	9	1142–1222	PF	LUNCH
12	1221–1255	13	1208–1249	14	1240–1334	PF	LUNCH	10	1228–1308
13	1255–1336	14	1334–1428	9	1334–1414	10	1322–1402	11	1329–1416
14	1428–1522	9	1428–1508	10	1442–1522	11	1416–1503	12	1416–1450
St	Squad 6	St	Squad 7	St	Squad 8	St	Squad 9		Squad 10
14	0900–0954	PF	1025–1055	PF	1035–1105	1	0900–0954	2	0900–0941
9	0954–1034	13	1105–1146	10	1115–1155	2	0955–1036	3	0942–1023
10	1034–1114	14	1146–1240	11	1155–1242	3	1037–1118	4	1028–1056
PF	LUNCH	9	1240–1320	12	1255–1329	4	1123–1151	5	1106–1147
11	1242–1329	10	1402–1442	13	1336–1417	5	1201–1242	6	1152–1220
12	1329–1403	11	1503–1550	14	1522–1616		LUNCH	7	1225–1259
13	1417–1458	12	1550–1624	9	1616–1656	6	1342–1410		LUNCH
						7	1415–1449	8	1359–1433
						8	1450–1524	1	1500–1554
St	Squad 11	St	Squad 12	St	Squad 13	St	Squad 14		
3	0900–0941	4	0900–0928	6	0900–0928	7	0900–0934		
4	0946–1014	5	0938–1019	7	0934–1008	8	0935–1009		
5	1024–1105	6	1024–1052	8	1009–1043	1	1024–1118		
6	1110–1138	7	1057–1131	1	1118–1212	2	1119–1200		
7	1143–1217	8	1132–1206		LUNCH		LUNCH		
	LUNCH	1	1221–1315	2	1312–1353	3	1300–1341		
8	1317–1351		LUNCH	3	1354–1435	4	1346–1414		
9	1406–1500	2	1415–1456	4	1440–1508	5	1424–1505		
1	1501–1542	3	1457–1538	5	1518–1559	6	1424–1505		



Sunday August 14th:

0900 Squads 1–8 ready to shoot at Loppi, Squads 9–14 ready to shoot at Kovelu

0900-1700 Shooting

1630-1730 Squads 9–14 transit to Loppi for the awards ceremony

1830-1915 Awards ceremony at Loppi

St	Squad 1	St	Squad 2	St	Squad 3	St	Squad 4	St	Squad 5
1	0900–0954	2	0900–0941	3	0900–0941	4	0900–0928	5	0900–0941
2	0955–1036	3	0942–1023	4	0946–1014	5	0941–1022	6	0946–1014
3	1037–1118	4	1028–1056	5	1024–1105	6	1027–1055	7	1019–1053
4	1123–1151	5	1106–1147	6	1110–1138	7	1100–1134	8	1054–1128
	LUNCH	6	1152–1220	7	1143–1217	8	1135–1209		1236–1330
5	1251–1332	7	1225–1259	8	1218–1252		LUNCH	1	LUNCH
6	1337–1405	8	1300–1334		LUNCH	1	1330–1424	2	1430–1511
7	1410–1444		LUNCH	1	1424–1518	2	1511–1552	3	1512–1553
8	1445–1519	1	1518–1612	2	1552–1633	3	1553–1634	4	1558–1626
St	Squad 6	St	Squad 7	St	Squad 8	St	Squad 9	St	Squad 10
6	0900–0928	7	0900–0934	8	0900–0934	9	0900–0940	10	0900–0940
7	0934–1008	8	0935–1009	1	0954–1048	10	0941–1021	11	0947–1034
8	1009–1043	1	1048–1142	2	1049–1130	11	1034–1121	12	1035–1109
1	1142–1236	2	1143–1224	3	1131–1212	12	1122–1156	13	1114–1155
	LUNCH	3	1225–1306		LUNCH	13	1201–1242	PF	LUNCH
2	1336–1417		LUNCH	4	1312–1340	PF	LUNCH	14	1255–1349
3	1418–1459	4	1406–1434	5	1350–1431	14	1349–1443	9	1404–1444
4	1504–1532	5	1444–1525	6	1436–1504				
5	1542–1623	6	1530–1558	7	1509–1543				
St	Squad 11	St	Squad 12	St	Squad 13	St	Squad 14		
11	0900–0947	12	0900–0934	13	0900–0941	14	0900–0954		
12	0948–1022	13	0941–1022	14	0956–1050	9	1009–1049		
13	1027–1108	14	1050–1144	9	1105–1145	PF	LUNCH		
PF	LUNCH	9	1159–1239	PF	LUNCH	10	1149–1229		
14	1208–1302	PF	LUNCH	10	1245–1325	11	1234–1321		
9	1317–1357	10	1339–1419	11	1330–1417	12	1322–1356		
10	1419–1459	11	1424–1511	12	1418–1452	13	1401–1442		

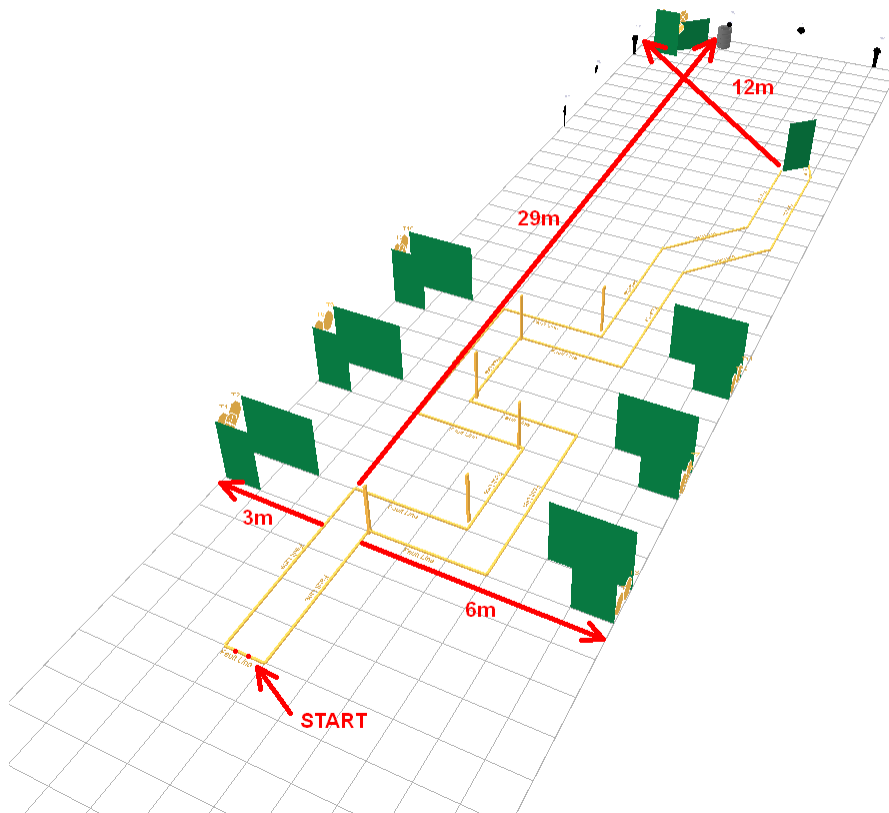




Kujanjuoksu

Stage Information Sheet

Stage Number:	1
Targets (type & number):	13 IPSC targets, 4 IPSC Poppers, 2 IPSC Plates
Rounds to be scored:	32
Start Position:	Standing relaxed, heels touching marked places and facing towards the swinger
Time Starts:	Audible signal
Procedure:	At the start signal engage targets from within the designated area. The swinger is activated by shooting IP3 right of the swinger, which stops in a visible position.

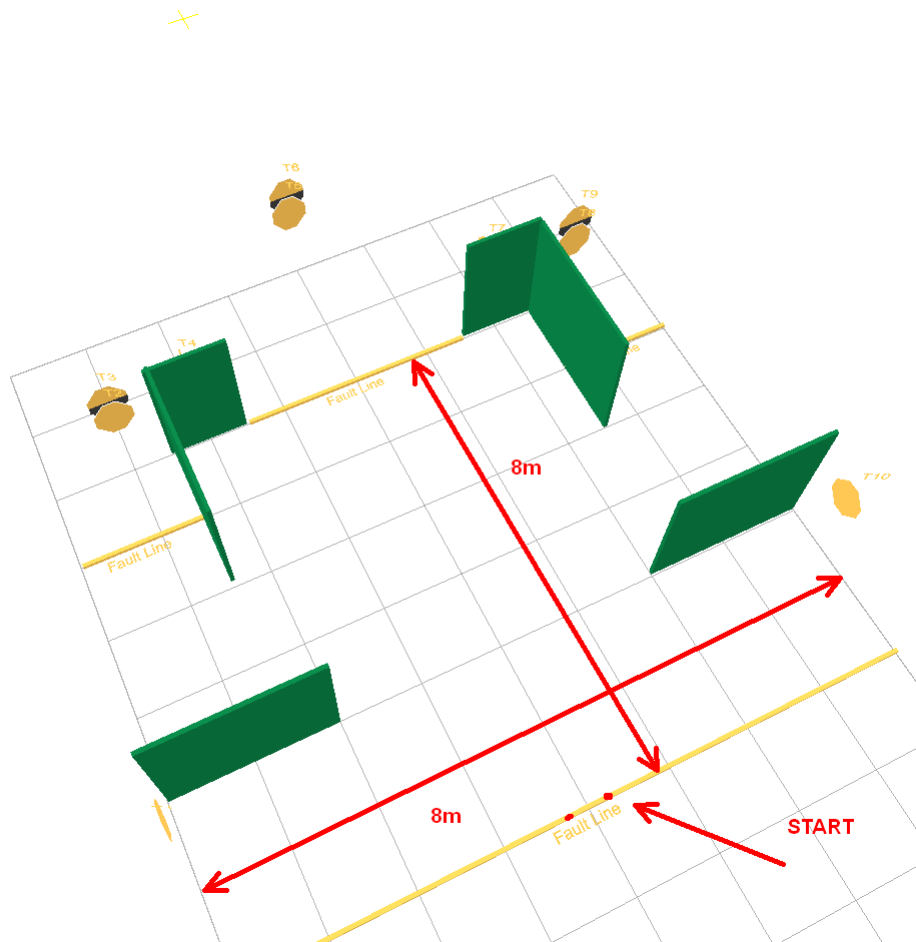




Hattori Hanzo Steel

Stage Information Sheet

Stage Number:	2
Targets (type & number):	10 IPSC targets (3 sectioned for HC)
Rounds to be scored:	20
Start Position:	Standing relaxed, heels touching marked places, holding the katana with both hands, the blade horizontally at eyes level as demonstrated
Time Starts:	Audible signal
Procedure:	At the start signal engage targets from within the designated area while keeping the katana on person. The katana may not touch the ground or range equipment when firing.

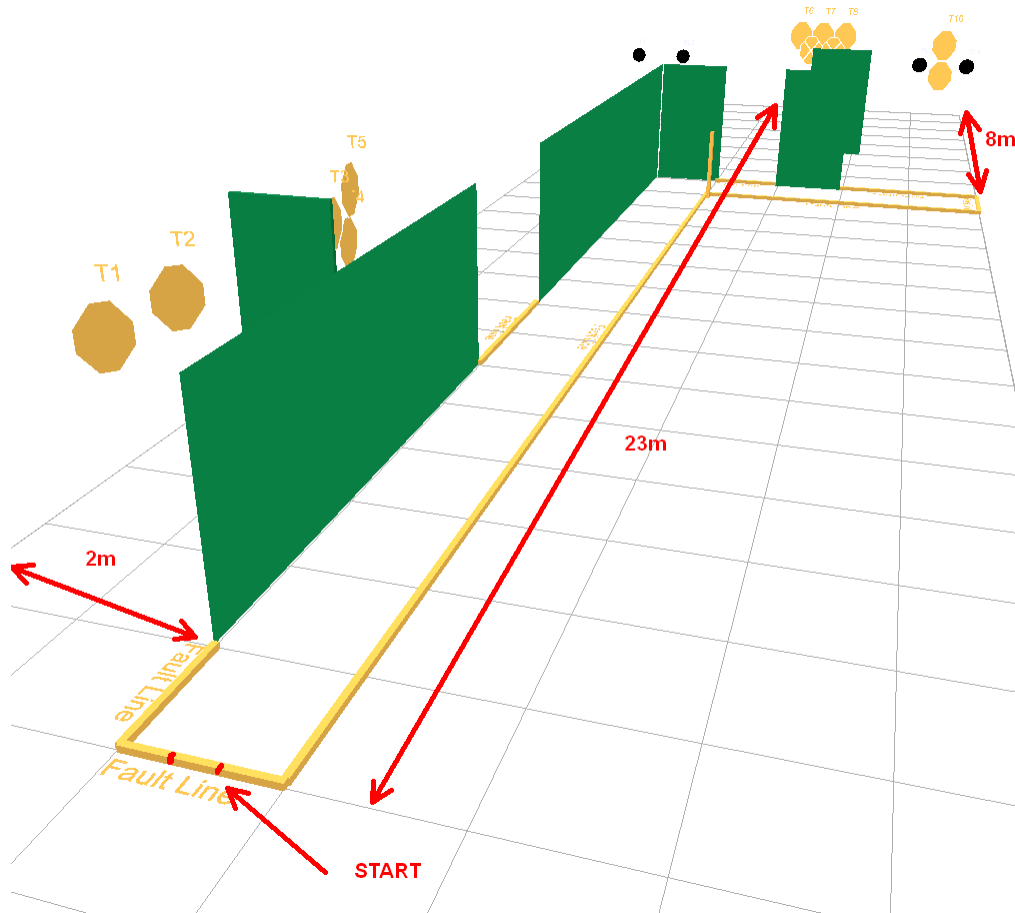




Ällä

Stage Information Sheet

Stage Number:	3
Targets (type & number):	10 IPSC targets, 4 IPSC Plates
Rounds to be scored:	24
Start Position:	Standing relaxed, heels touching marked places and facing downrange
Time Starts:	Audible signal
Procedure:	At the start signal engage targets from within the designated area. The steel container to the right of the rearward end of the right berm is an unsafe direction of fire. Any competitor hitting the container or otherwise missing the berm will be disqualified (rule 10.4.1).





CLC-05

Stage Information Sheet

Stage Number:	4
Targets (type & number):	3 IPSC Targets, 2 IPSC Poppers
Rounds to be scored:	8
Start Position:	Standing relaxed in area A facing targets
Time Starts:	Audible signal
Procedure:	At the start signal engage targets from within the designated area.

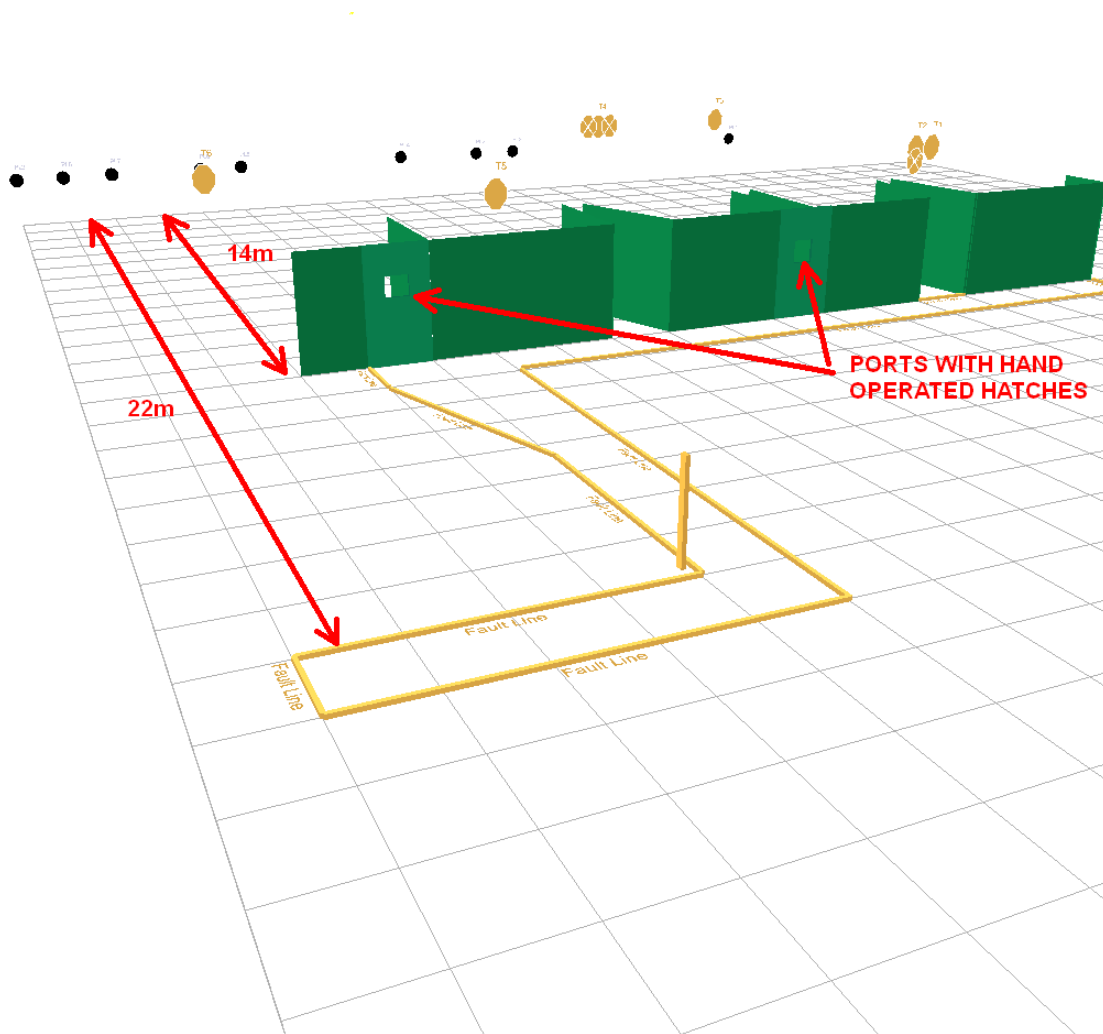




Hay dos baños en mi casa

Stage Information Sheet

Stage Number:	5
Targets (type & number):	6 IPSC Targets, 9 IPSC Plates
Rounds to be scored:	21
Start Position:	Standing relaxed in designated area facing downrange
Time Starts:	Audible signal
Procedure:	At the start signal engage targets from within the designated area. Ports are opened by hand and will stay open only as long as so held.

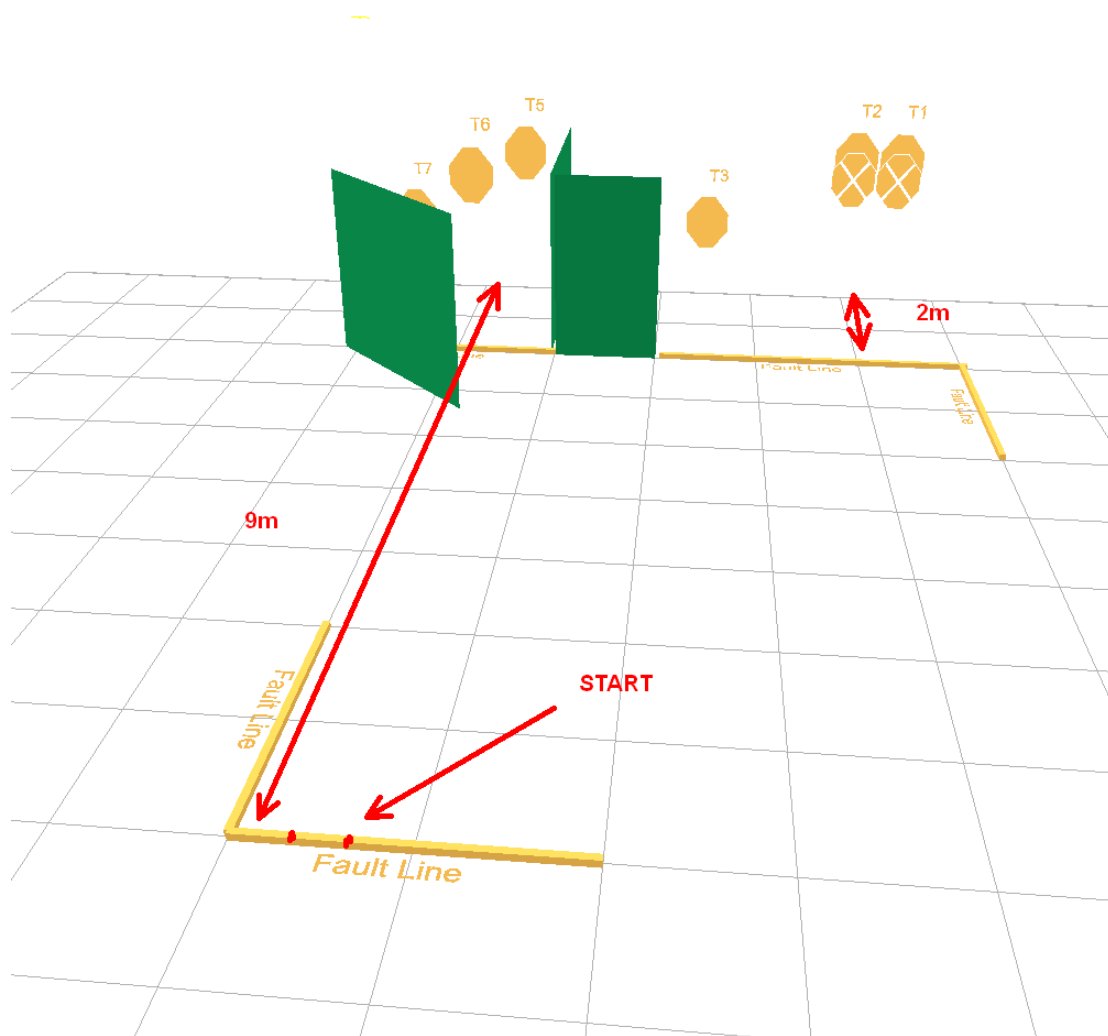




Twelve in a Dozen

Stage Information Sheet

Stage Number:	6
Targets (type & number):	6 IPSC Targets
Rounds to be scored:	12
Start Position:	Standing relaxed, heels touching marked places and facing downrange
Time Starts:	Audible signal
Procedure:	At the start signal engage targets from within the designated area.

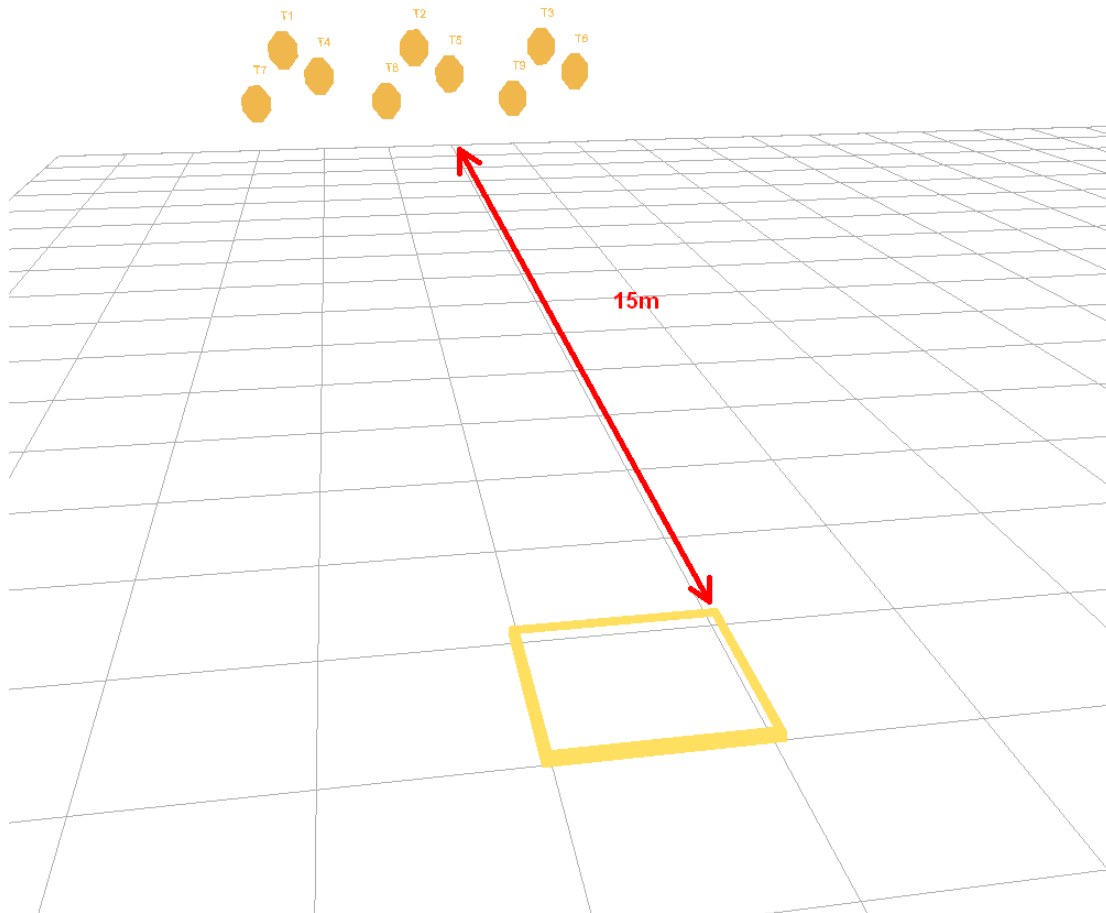




Easy does it 2016

Stage Information Sheet

Stage Number:	7
Targets (type & number):	9 IPSC Targets
Rounds to be scored:	9
Firearm ready condition:	Chamber and magwell empty, holstered
Start Position:	Standing relaxed in the designated area, facing downrange
Time Starts:	Audible signal
Procedure:	At the start signal, engage targets all targets at least one round each, strong hand only.

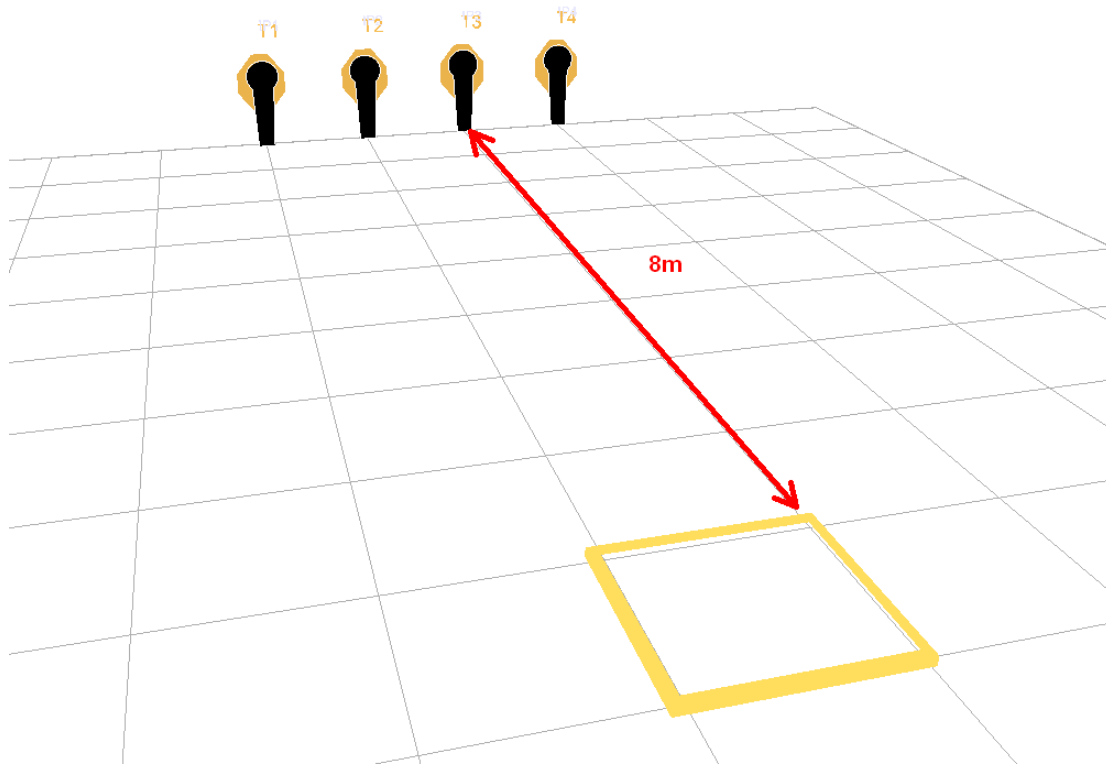




Watch Out 2016

Stage Information Sheet

Stage Number:	8
Targets (type & number):	4 IPSC Targets, 4 IPSC Poppers
Rounds to be scored:	12
Start Position:	Standing relaxed in the designated area, facing downrange
Time Starts:	Audible signal
Procedure:	At the start signal engage targets from within the designated area.

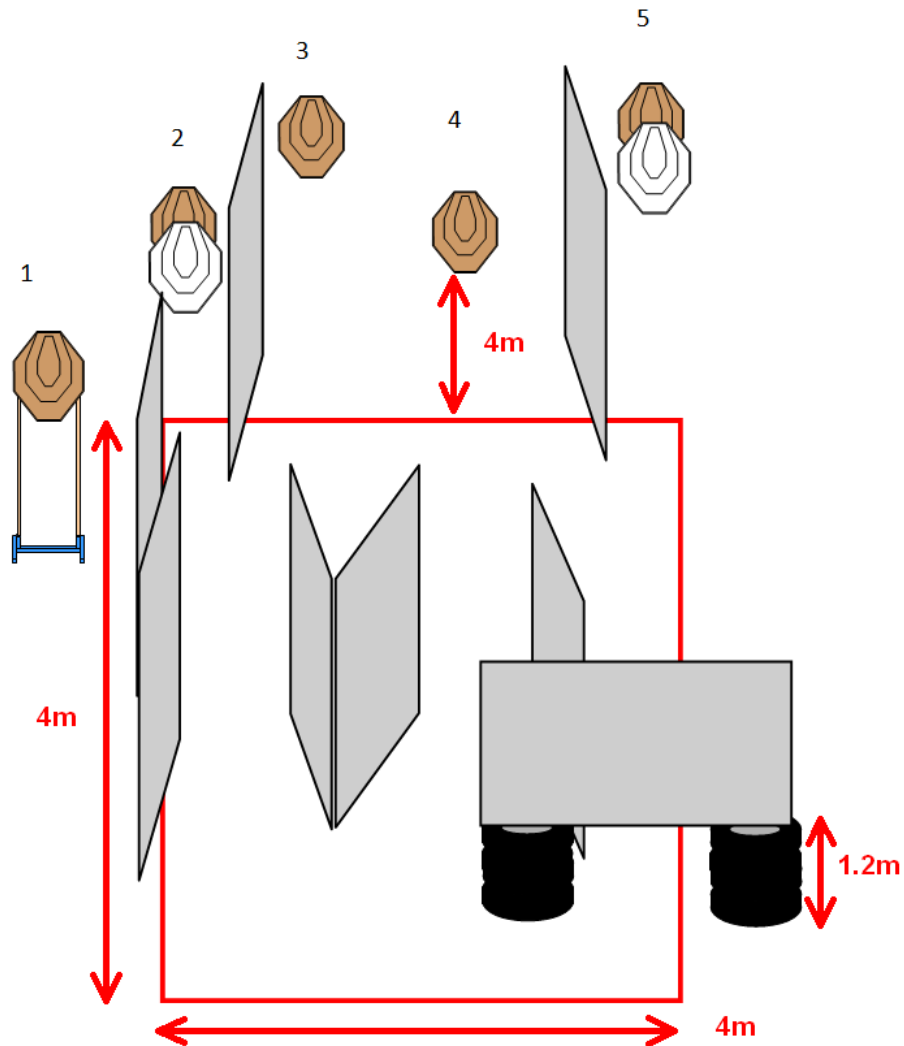




Nippa-nappa

Stage Information Sheet

Stage Number:	9
Targets (type & number):	5 IPSC Targets
Rounds to be scored:	10
Start Position:	Standing relaxed in the designated area, heels touching the rearmost fault line, facing downrange
Time Starts:	Audible signal
Procedure:	At the start signal engage targets from within the designated area. <u>Reduced muzzle angle 45 degrees to the left and right of downrange.</u>

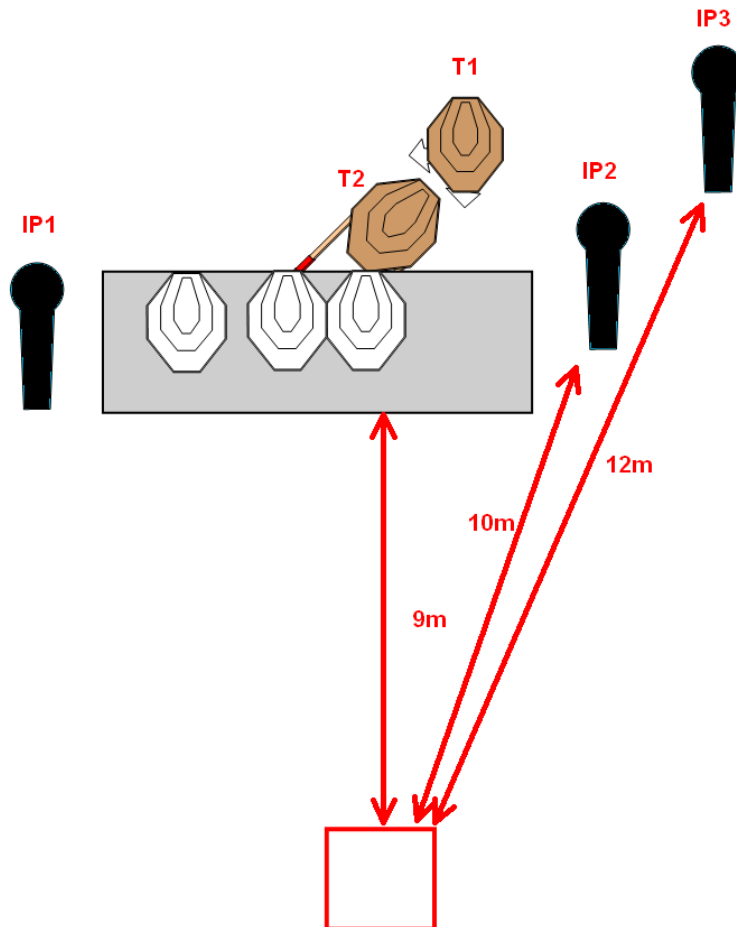




Viu-hah hah-taja

Stage Information Sheet

Stage Number:	10
Targets (type & number):	2 IPSC Targets, 3 IPSC Poppers
Rounds to be scored:	7
Start Position:	Standing relaxed in the designated area facing downrange
Time Starts:	Audible signal
Procedure:	At the start signal engage targets from within the designated area. Popper on the right (IP3) activates the swinger, which stops in a visible position. <u>Reduced muzzle angle 45 degrees to the left and right of downrange.</u>

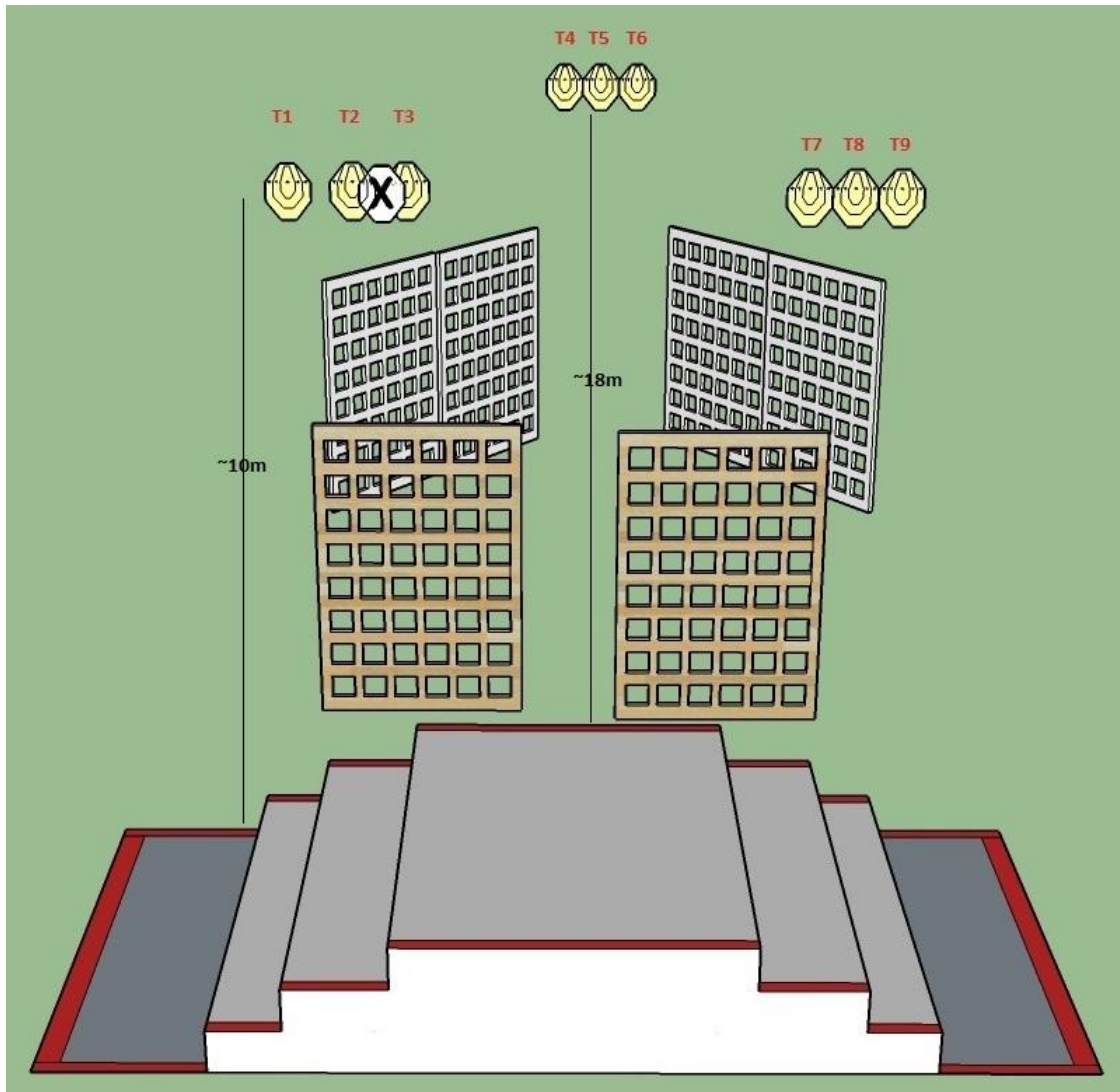




Always shoot for the podium

Stage Information Sheet

Stage Number:	11
Targets (type & number):	9 IPSC Targets
Rounds to be scored:	18
Start Position:	Standing in the designated area, wrists above shoulders and facing uprange
Time Starts:	Audible signal
Procedure:	At the start signal engage targets from within the designated area.

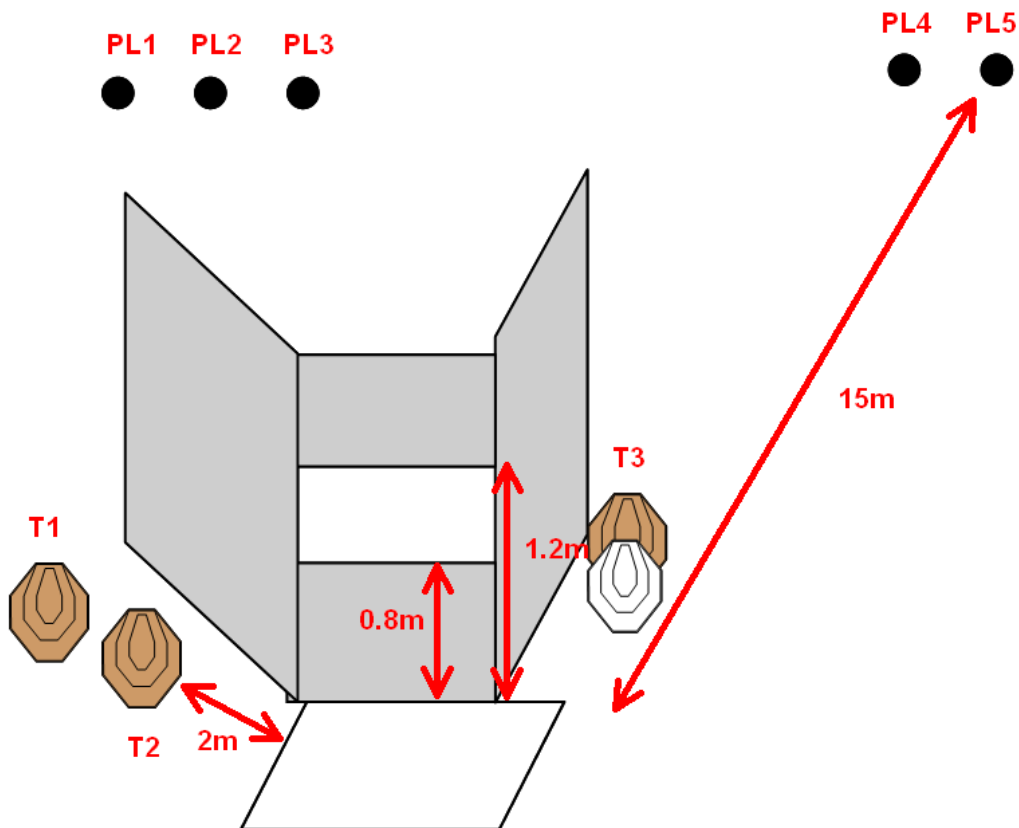




Kevytkyykä

Stage Information Sheet

Stage Number:	12
Targets (type & number):	3 IPSC Targets, 5 IPSC Plates
Rounds to be scored:	11
Start Position:	Standing relaxed in the designated area facing downrange
Time Starts:	Audible signal
Procedure:	At the start signal engage targets from within the designated area.

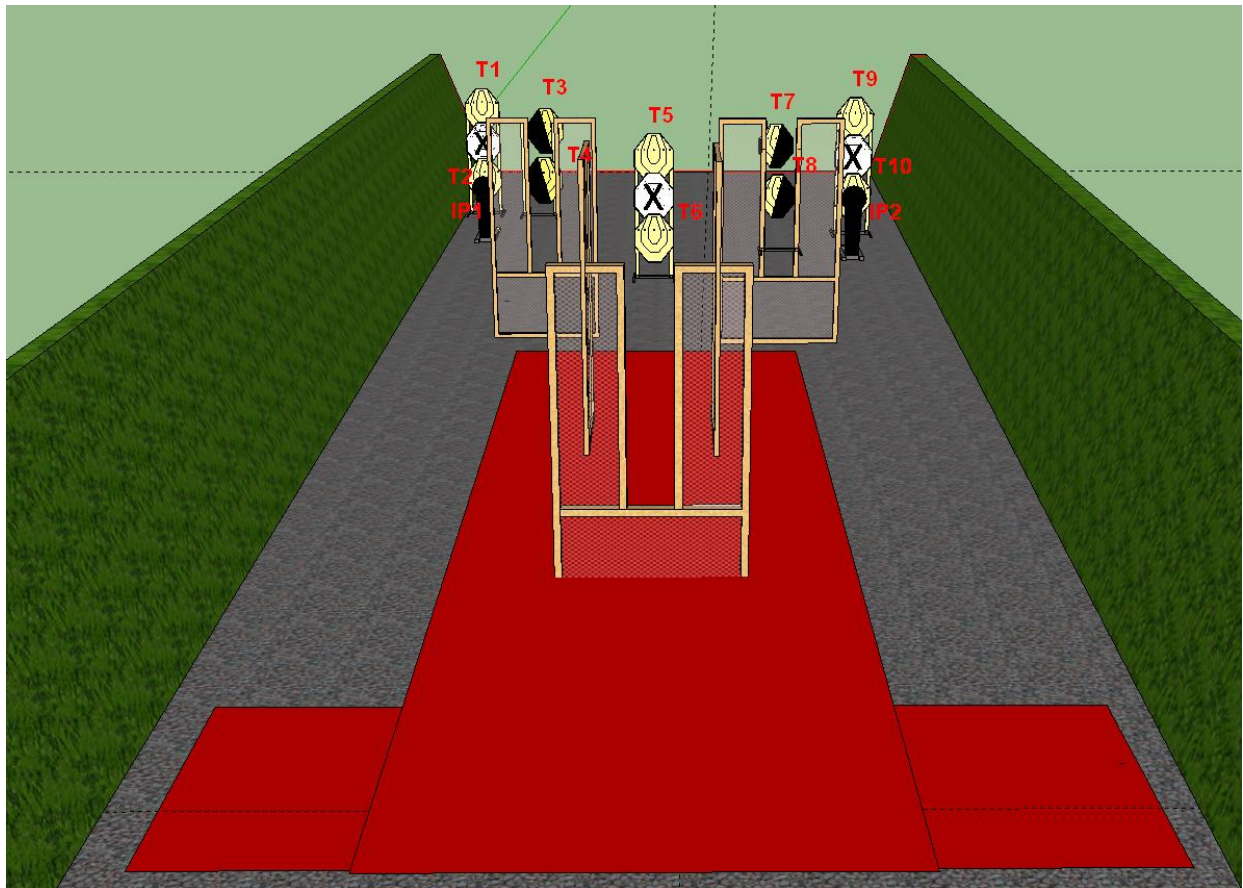




What does Moar Boar want?

Stage Information Sheet

Stage Number:	13
Targets (type & number):	10 IPSC Targets (of which 4 sectioned for HC), 2 IPSC Poppers
Rounds to be scored:	22
Start Position:	Standing relaxed in the designated area facing downrange
Time Starts:	Audible signal
Procedure:	At the start signal engage targets from within the designated area. <u>Reduced muzzle angle 45 degrees to the left of downrange.</u>





Work your magic

Stage Information Sheet

Stage Number:	14
Targets (type & number):	15 IPSC Targets, 2 IPSC Poppers
Rounds to be scored:	32
Start Position:	Standing relaxed in the designated area facing downrange
Time Starts:	Audible signal
Procedure:	At the start signal engage targets from within the designated area.

